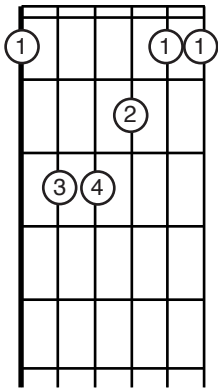
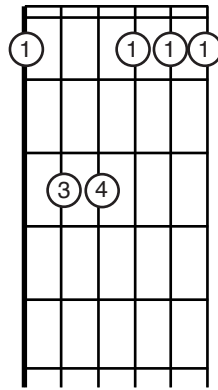


Bar Chords 1

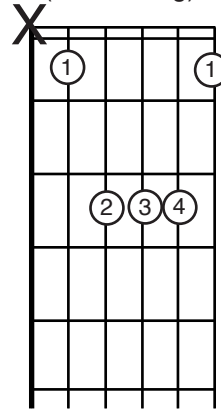
Major
(On Low E String)



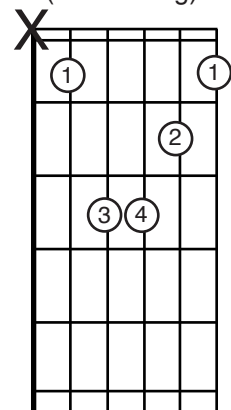
Minor
(On Low E String)



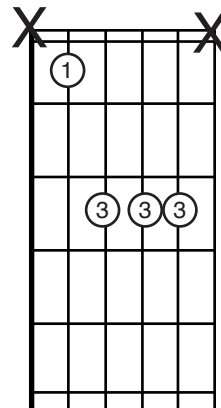
Major
(On A String)



Minor
(On A String)



Alternate Fingering



Three things to check for each note:

- 1) Press hard enough
- 2) Don't touch the fret
- 3) Make sure another finger is not leaning on